



ROTARY LIFT

2023 AUTOMOTIVE LIFT PRICE SHEET



version 8.4.23

PAUSED ITEMS
DESIGNATED IN GRAY

LIFT MODEL

MAP

LIST

ATTENTION: Vehicle Service Group (VSG) is making substantial enhancements to the lift portfolio.

1. Powder Paint to provide a more durable finish
2. Kwik-Bolt 1 anchors to comply with more stringent concrete requirements.

During the implementation you may receive a different series model number than was submitted on your purchase order.

Below is a cross-reference chart to assist with determining which paint process was used, which baseplate design and the anchor bolts included with the lift.


		CURRENT in PRICE SHEET			
	Arm	Current Wet Paint 5 Bolt Baseplate KB3 Anchor (All Colors)	NEW Powdered Paint 5 Bolt Baseplate KB3 Anchor (Blue, Red, Black)	Current Wet Paint 6 Bolt Baseplate KB1 Anchor (All Colors)	NEW Powdered Paint 6 Bolt Baseplate KB1 Anchor (Blue, Red, Black)
SPOA7	2-Stage Low Profile	SPOA7N5L0 SPOA7N5L5 SPOA7N5L7	SPOA7N10L0 SPOA7N10L5 SPOA7N10L7	SPOA7N13L0 SPOA7N13L5 SPOA7N13L7	SPOA7N14L0 SPOA7N14L5 SPOA7N14L7
	Moveable Pad	SPOA7N6X0 SPOA7N6X5 SPOA7N6X7	SPOA7N11X0 SPOA7N11X5 SPOA7N11X7	SPOA7N13X0 SPOA7N13X5 SPOA7N13X7	SPOA7N14X0 SPOA7N14X5 SPOA7N14X7
SPOA10	2-Stage	SPOA10N700 SPOA10N705 SPOA10N707	SPOA10N1100 SPOA10N1105 SPOA10N1107	SPOA10N1300 SPOA10N1305 SPOA10N1307	SPOA10N1500 SPOA10N1505 SPOA10N1507
	TRIO (FA)	SPOA10N800 SPOA10N805 SPOA10N807	SPOA10N1200 SPOA10N1205 SPOA10N1207	SPOA10N1400 SPOA10N1405 SPOA10N1407	SPOA10N1600 SPOA10N1605 SPOA10N1607
	TRIO (RA/TA)	SPOA10N8G0 SPOA10N8T0 SPOA10N8G5 SPOA10N8T5 SPOA10N8G7 SPOA10N8T7	SPOA10N12G0 SPOA10N12T0 SPOA10N12G5 SPOA10N12T5 SPOA10N12G7 SPOA10N12T7	SPOA10N14G0 SPOA10N14T0 SPOA10N14G5 SPOA10N14T5 SPOA10N14G7 SPOA10N14T7	SPOA10N16G0 SPOA10N16T0 SPOA10N16G5 SPOA10N16T5 SPOA10N16G7 SPOA10N16T7
	2-Stage	SPO10N700 SPO10N705 SPO10N707	SPO10N1100 SPO10N1105 SPO10N1107	SPO10N1300 SPO10N1305 SPO10N1307	SPO10N1500 SPO10N1505 SPO10N1507
	TRIO (FA)	SPO10N800 SPO10N805 SPO10N807	SPO10N1200 SPO10N1205 SPO10N1207	SPO10N1400 SPO10N1405 SPO10N1407	SPO10N1600 SPO10N1605 SPO10N1607
	TRIO (RA/TA)	SPO10N8G0 SPO10N8T0 SPO10N8G5 SPO10N8T5 SPO10N8G7 SPO10N8T7	SPO10N12G0 SPO10N12T0 SPO10N12G5 SPO10N12T5 SPO10N12G7 SPO10N12T7	SPO10N14G0 SPO10N14T0 SPO10N14G5 SPO10N14T5 SPO10N14G7 SPO10N14T7	SPO10N16G0 SPO10N16T0 SPO10N16G5 SPO10N16T5 SPO10N16G7 SPO10N16T7
SPO10	3-Stage	SPO10N5G0 SPO10N5T0 SPO10N5G5 SPO10N5T5 SPO10N5G7 SPO10N5T7	SPO10N10G0 SPO10N10T0 SPO10N10G5 SPO10N10T5 SPO10N10G7 SPO10N10T7	SPO10N13G0 SPO10N13T0 SPO10N13G5 SPO10N13T5 SPO10N13G7 SPO10N13T7	SPO10N15G0 SPO10N15T0 SPO10N15G5 SPO10N15T5 SPO10N15G7 SPO10N15T7
			CURRENT in PRICE SHEET		
	Arm	Current Wet Paint KB1 or KB3 Anchors (All Colors)	NEW Powdered Paint KB1 or KB3 Anchors (Blue, Red, Black)		
	SPO12	3-Stage	SPO12N7T5 SPO12N7T6 SPO12N7T7 SPO12N7T8 SPO12N7TL SPO12N7W6 SPO12N7W7	SPO12N10T5 SPO12N10T6 SPO12N10T7 SPO12N10T8 SPO12N10TL SPO12N10W6 SPO12N10W7	

	6 Bolt Baseplate KB3 Anchor	7 Bolt Baseplate KB1 Anchor
ARO22	ARO22N000 ARO22N000ZP ARO22N001 ARO22N001ZP	ARO22N100 ARO22N100ZP ARO22N101 ARO22N101ZP


CURRENT in PRICE SHEET

	6 Bolt Baseplate KB3 Anchor	7 Bolt Baseplate KB1 Anchor
ARO14	ARO14N101TY ARO14N102TY	ARO14N201Y ARO14N202Y
SMO14	SMO14N101TY SMO14N102TY	SMO14N201Y SMO14N202Y


**7,000 LB. Two-Post Lifts, Asymmetrical
PRODUCT FAMILY SPOA7**

ARM	ADAPTER	RISE	EXT/ HEIGHT	1 Ø 220v MODELS	MAP	LIST		MAP	LIST
2-STAGE LOW PROFILE	(RA)ROUND	71 3/8"	-	SPOA7N14L0	\$7,492	\$11,438			
		74 3/8"	-	SPOA7N14L5	\$7,780	\$11,877	SPOA7U14L5	\$9,986	\$15,245
			2'	SPOA7N14L7	\$8,395	\$12,816	SPOA7U14L7	\$10,897	\$16,636
MOVEABLE PAD		70 5/8"	-	SPOA7N14X0	\$10,124	\$15,456			
		73 5/8"	-	SPOA7N14X5	\$10,405	\$15,884	SPOA7U14X5	\$12,429	\$18,975
			2'	SPOA7N14X7	\$11,012	\$16,812	SPOA7U14X7	\$13,319	\$20,334


**10,000 LB. Two-Post Lifts, Asymmetrical
PRODUCT FAMILY SPOA10**

ARM	ADAPTER	RISE	EXT/ HEIGHT	1 Ø 220v MODELS	MAP	LIST		MAP	LIST
2 - STAGE	FLIP - UP	72 5/8"	-	SPOA10N1500	\$6,767	\$10,332			
		75 5/8"	-	SPOA10N1505	\$7,050	\$10,763	SPOA10U1505	\$9,395	\$14,343
			2'	SPOA10N1507	\$7,658	\$11,691	SPOA10U1507	\$10,284	\$15,701
TRIO FA	FLIP - UP	72 3/4"	-	SPOA10N1600	\$7,490	\$11,435			
		75 3/4"	-	SPOA10N1605	\$7,779	\$11,877	SPOA10U1605	\$10,255	\$15,657
			2'	SPOA10N1607	\$8,394	\$12,816	SPOA10U1607	\$11,156	\$17,032
TRIO RA/TA	(RA)ROUND	72 1/16"	-	SPOA10N16G0	\$7,490	\$11,435			
	(TA)FRAME	72 1/8"		SPOA10N16T0					
	(RA)ROUND	75 1/16"	-	SPOA10N16G5	\$7,779	\$11,877	SPOA10U16G5	\$10,255	\$15,657
	(TA)FRAME	75 1/8"		SPOA10N16T5					
	(RA)ROUND	75 1/16"	2'	SPOA10N16G7	\$8,394	\$12,816	SPOA10U16G7	\$11,156	\$17,032
	(TA)FRAME	75 1/8"		SPOA10N16T7					

10,000 LB. Two-Post Lifts, Symmetrical
PRODUCT FAMILY SPO10

ARM	ADAPTER	RISE	EXT/ HEIGHT	1 Ø 220v MODELS	MAP	LIST		MAP	LIST			
2 STAGE	FLIP - UP	72 5/8"	-	SPO10N1500	\$6,767	\$10,332						
		75 5/8"	-	SPO10N1505	\$7,050	\$10,763				SPO10U1505	\$9,395	\$14,343
			2'	SPO10N1507	\$7,658	\$11,691				SPO10U1507	\$10,284	\$15,701
TRIO FA	(FA)FLIP- UP	72 3/4"	-	SPO10N1600	\$7,653	\$11,684						
		75 3/4"	-	SPO10N1605	\$7,935	\$12,114				SPO10U1605	\$10,287	\$15,705
			2'	SPO10N1607	\$8,543	\$13,043				SPO10U1607	\$11,176	\$17,062
TRIO RA/TA	(RA)ROUND	72 1/16"	-	SPO10N16G0	\$7,653	\$11,684						
	(TA)FRAME	72 1/8"	-	SPO10N16T0								
	(RA)ROUND	75 1/16"	-	SPO10N16G5	\$7,935	\$12,114				SPO10U16G5	\$10,287	\$15,705
	(TA)FRAME	75 1/8"	-	SPO10N16T5								
	(RA)ROUND	75 1/16"	2'	SPO10N16G7	\$8,543	\$13,043				SPO10U16G7	\$11,176	\$17,062
	(TA)FRAME	75 1/8"	2'	SPO10N16T7								
3 STAGE	(RA)ROUND	72 1/2"	-	SPO10N15G0	\$7,652	\$11,683						
	(TA)FRAME	72 1/16"	-	SPO10N15T0								
	(RA)ROUND	75 1/2"	-	SPO10N15G5	\$7,935	\$12,114				SPO10U15G5	\$8,502	\$12,980
	(TA)FRAME	75 1/16"	-	SPO10N15T5								
	(RA)ROUND	75 1/2"	2'	SPO10N15G7	\$8,543	\$13,043				SPO10U15G7	\$9,237	\$14,102
	(TA)FRAME	75 1/16"	2'	SPO10N15T7								

12,000 LB. Two-Post Lifts, Symmetrical
PRODUCT FAMILY SPO12


ARM	ADAPTER	RISE	EXT/ HEIGHT	1 Ø 220v MODELS	MAP	LIST		MAP	LIST
3 STAGE	(TA)FRAME	75 3/4"	-	SPO12N7T5	\$10,977	\$16,759	SPO12U7T5	\$13,722	\$20,949
			1'	SPO12N7T6	\$11,880	\$18,138	SPO12U7T6	\$14,625	\$22,329
			2'	SPO12N7T7	\$12,209	\$18,640	SPO12U7T7	\$14,952	\$22,828
			3'	SPO12N7T8	\$12,826	\$19,582	SPO12U7T8	\$15,812	\$24,141
			72 3/4"	-	SPO12N7TL	\$11,506	\$17,567		
		75.75"	13' 11-1/2" Overall Height	SPO12N7W6	\$12,301	\$18,780			
			14' 11-1/2" Overall Height	SPO12N7W7	\$12,904	\$19,700			

SEISMIC ADDER: 2%

3 PHASE 208/230/460v ADDER \$626/LIFT

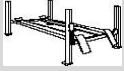
3 PHASE 575v ADDER \$940/LIFT

16,000/20,000 LB. Two-Post Lifts, Symmetrical

ARM	ADAPTER	RISE	EXT/ HEIGHT	1 Ø 220v MODELS	MAP	LIST		MAP	LIST
3-STAGE	(TA)TRUCK	80"	15' 2"-16' 8"	SPO16N0A0	\$24,083	\$36,768	SPO16U0A0	\$27,809	\$42,456
			13' 8"-14' 8"	SPO16N0AL			SPO16U0AL		
15'-16' 6"			SPO16N0T0	SPO16U0T0					
13' 6"-14' 6"			SPO16N0TL	SPO16U0TL					
TRIO			15'-16' 6"	SPO20N0T0	\$29,858	\$45,584	SPO20U0T0	\$33,262	\$50,782
			13' 6"-14' 6"	SPO20N0TL			SPO20U0TL		

Accessories, Light/Laser Kits			
Part Number	Description	MAP	LIST
FA5700	4 Post Lift Light kit, LED, Four 48" wands w/magnetic clips	\$1,091	\$1,665
FA5701	2 Post Lift Light kit, Two 32" wands w/magnetic clips	\$649	\$991
FA5702	Light, Rechargeable LED handheld	\$180	\$275
FA7815	Retrofit kit, Spotline™ laser spotting	\$717	\$1,095
FA834-KIT	Locklight kit, 110 volt.	\$453	\$691
FA835-KIT	Locklight kit, 220 volt.	\$453	\$691
Accessories, Frame Engaging Lifts			
Part Number	Description	MAP	LIST
FJ6115BK	Flip-up Adapter 9 3/8" height extensions w/rack. (4) FJ696 (1) FJ6114.	\$474	\$723
FJ6212KITYL	Flip-up Adapter 7 3/8" height extensions w/rack. (4) FJ6212 (1) FJ6114.	\$424	\$648
FJ6195YL	Flip-up Adapter 12 3/8" height extensions. Includes a set of (2) FJ6196 adapters.	\$316	\$483
FJ6133BK	Flip-up Adapter 9" height ext. w/polymer pad & rack. (4) FJ6101 (1) FJ6114	\$500	\$764
FJ6137BK	Flip-up Adapter w/screw adjustable polymer pad & rack. (4) FJ7858 (1) FJ6114.	\$547	\$835
FJ6138BK	Flip-up Adapter ½" height ext. w/polymer pad & rack.(4) FJ697(2) FJ6142.	\$292	\$446
FJ6190YL	Flip-up Adapter 1" height ext. w/polymer pad & rack. (4) FJ6189 (2) FJ6142	\$307	\$469
FJ6139BK	Flip-up Adapter 2½" height ext. w/polymer pad & rack. (4) FJ698 (2) FJ6142	\$307	\$469
FJ6100BK	Flip-up Adapter multiple height ext. w/racks FJ6138BK, FJ6139BK, FJ6115BK	\$922	\$1,407
FJ6104BK	Flip-up Adapter multiple height ext. w/racks FJ6138BK, FJ6139BK, FJ6133BK	\$954	\$1,456
FJ6105BK	Flip-up Adapter multiple height ext. w/racks FJ6138BK, FJ6139BK, FJ6148BK	\$942	\$1,438
FJ6117BK	Flip-up Adapter multiple height ext. w/racks FJ6138BK, FJ6139BK, FJ6137BK	\$969	\$1,480
FJ6197	Frame engaging adapter, 3-stage arms w/2" hole.(4) FJ6214 (2)T130718	\$482	\$736
FJ6225	Round polymer adapter w/rack, 3-stage arms w/2" hole (4) FJ6202 (2)T130718	\$482	\$736
FJ71015-1KIT	Round polymer adapter, SPO16 TRIO 2¾" hole capacity 2750 lbs/each, qty 4	\$599	\$915
FJ71016-1KIT	Round polymer adapter, SPO20 TRIO 2¾" hole capacity 2750 lbs/each, qty 4	\$599	\$915
FJ71013	5" Adapter height extensions SPO20 TRIO w/2 3/4" hole (1) FJ71013-1	\$215	\$329
FJ71023	3½" Adapter height extensions SPO20 TRIO w/2 3/4" hole (1) FJ71023-1	\$198	\$303
FJ6265ZN	7" Wide Frame engaging truck adapter 2019+ GM wide frame trucks. Qty 1	\$357	\$545
FJ7880BBK	Adapter height extensions kit w/racks 3-stage arms with 2" hole. (4) FJ6171-1 (3½" height), (4) FJ6171-2 (5" height) (2) FJ7879	\$365	\$557
FJ6200	Frame engaging adapters, SPO12 2-stage arms w/1½" hole (4)FJ6201 (2)T130719	\$614	\$937
FJ6257KIT	7" Wide Frame engaging adapters, TRIO arms w/1½" hole, 2019+ GM wide frame trucks (2) FJ6248	\$639	\$976
FJ6258KIT	7" Wide Frame engaging adapters, 3-stage arms w/2" hole, 2019+ GM wide frame trucks (2) FJ6249	\$639	\$976
FJ6259KIT	7" Wide Frame engaging height extensions 2019+ GM wide frame trucks (2) FJ6212 (7 3/8" height) (2) FJ6252 (6 3/8" height)	\$1,165	\$1,778
FJ6238	Electric Vehicle (EV) rectangular polymer Adapter Kit, 3-Stage Arms w/2" hole (4)FJ6237 (2) FJ6127	\$990	\$1,511
FJ6268	Electric Vehicle (EV) rectangular polymer Adapter Kit, TRIO Arms w/1½ " hole (4)FJ6244 (2) FJ6127	\$990	\$1,511
T100271BK	Adapter height extensions w/rack TRIO arms w/1½" hole (4) T130660 (3½" height) (4) T130661 (5" height) (2) T130683	\$373	\$570
T100272	Round polymer adapter w/racks TRIO arms w/1½" hole (4) FJ6219, (2) T130719	\$493	\$753
T100273	Frame engaging truck adapter w/racks TRIO arms w/ 1½" hole (4) T110564, (2) T130719	\$493	\$753
T100274	Frame engaging flip-up adapter kit, TRIO arms w/1½" hole , Quantity of 4	\$493	\$753
N539	Column base cover plate, SPOA7/A9 -200 plus, SPOA10	\$60	\$92
FA5911BK	Air/Electric utility box w/FRL, 2-post lifts	\$652	\$995
FA5910BK	Air/Electric utility box, 2-post lifts	\$410	\$626
FA915	Air/Electric utility box w/FRL, 4-post lifts	\$652	\$996
FA916KIT	Air/Electric utility box, 4-post lifts	\$407	\$621
FA2259BK	Air/Electric utility box w/FRL, SM30	\$652	\$996
FA2260BK	Air/Electric utility box, SM30	\$426	\$650
FA5202	Air/Electric utility box, dual w/FRL, 1.6 inbay only	\$1,101	\$1,681
FA5112	Shim plate kit, ¾" total, 2-post & SMO123 front	\$232	\$354
FA5221	Shim plate kit, ¾" total, AT07	\$194	\$296
FA7118BK	Overhead Cutoff Switch Assembly, 1 phase	\$365	\$557
N823	Door Defender. Includes 1 Door Defender, adhesive	\$139	\$212
FA5191EBK	Tool Holder	\$107	\$164
FA5974	WheelWing™ kit. Includes (set of 2) 2 dishes, shims, adjustable to fit various lifts. 100 lb. capacity per WheelWing™.	\$263	\$402
FA5900BK	WheelWing 2 Post Column Mounting Kit	\$41	\$63
FA5310	Crossbeam Kit, Movable Pad Lifts. Includes (2)Aluminum Crossbeams, (8) Rubber Pad Adapters and (4) 7" Extended Height Adapters	\$2,383	\$3,638
Accessories, Two-Post Wash Bay			
Part Number	Description	MAP	LIST
N3106	Equalizer cable, Stainless Steel, SPO10 Lifts (order 2)	\$348	\$531
N3105	Equalizer cable, Stainless Steel, SPOA10 Lifts (order 2)	\$348	\$531
FJ7923	Latch cable, SS (order one)	\$67	\$102
FA595BL	Power unit splash guard (order one)	\$87	\$133
FA7129BK	Power unit bracket extension (order one, optional)	\$57	\$87

WHEEL LIFT				
Wheel lift, 200 lbs. Includes air hose and air tool connection		MW-200	\$2,330	\$3,556
Wheel lift, 500 lbs Includes air hose and air tool connection		MW-500	\$3,847	\$5,873
LIFTING TABLE				
CAPACITY			MAP	LIST
3,300	Lifting Table for EV batteries, Engines and Transmissions	LT33A000YEBK	\$12,744	\$19,455
SCISSOR LIFT, FULL RISE, FRAME ENGAGING				
CAPACITY		1 Ø 220v MODELS	MAP	LIST
7,700		RLP77N0000MBL	\$16,311	\$24,901
Hose kit 4.5' extension (1.5m)		XX100018	\$143	\$218
Hose kit 8' extension (2.5m)		XX100019	\$170	\$259
Long Ramp Kit (4) 2" tall platforms for vehilces w/low ground clearance		XX100032YL	\$1,385	\$2,113
Flush mount kit		XX100003BK	\$627	\$957
LOW RISE PAD, FRAME ENGAGING				
CAPACITY		1 Ø 115v MODELS	MAP	LIST
10,000		VLXS10000BL	\$6,209	\$9,478
7,000		VLXS7000	\$4,158	\$6,347
Power unit stand for VLXS lifts		FJ864BK	\$125	\$190



DRIVE-ON FOUR POST LIFTS
PRODUCT FAMILY SM/SMO

CAPACITY	OPEN FRONT	CLOSED FRONT	WB	1 Ø 220v MODELS	MAP	LIST	SHOCK WAVE EQUIPPED MODELS		
							MAP	LIST	
14,000	X		182"	SMO14N101Y	\$12,820	\$19,573	SMO14U101TY	\$15,345	\$23,427
			215"	SMO14N102TY	\$13,474	\$20,571	SMO14U102TY	\$15,999	\$24,426
	X	182"	SM14N101Y	\$9,859	\$15,052	SM14U101Y	\$12,516	\$19,109	
		215"	SM14N102Y	\$10,495	\$16,023	SM14U102Y	\$13,150	\$20,077	
18,000		X	194"	SM18N000	\$16,275	\$24,847			
	230"		SM18N001	\$17,829	\$27,220				
25,000			163"	RFL25N010	\$40,403	\$61,684			
30,000			235"	SM30N010	\$30,389	\$46,396			
		271"	SM30N011	\$33,154	\$50,617				
		307"	SM30N012	\$35,918	\$54,836				

3 PHASE 208/230/460v ADDER \$969/LIFT
3 PHASE 575v ADDER \$969/LIFT

JACKS						
CAPACITY	SWING	ROLLING	APPLICATION	Part Number	MAP	LIST
6,000		X	12K 4 POST PRE APRIL 2000	RJ6100YM-1	\$4,356	\$6,651
			12K 4 POST. Urethane rollers	RJ6100YM	\$4,189	\$6,395
7,000			SM/SMO14/SM18, Includes rubber adapter blocks	RJ7100YM	\$4,616	\$7,047
9,000			SM18/ARO22, Includes rubber adapter blocks	RJ9100YM	\$5,256	\$8,024
			SM180/181 Family only	RJ9100Y-1BK	\$5,256	\$8,024
			SM30 series. For Passenger Cars/Trucks	RJ9100Y-2BK	\$5,834	\$8,907
15,000			SM30 series w/low profile adapters	RJ152BK	\$12,094	\$18,464
			ARO22 series w/low profile adapters	RJ15BK	\$13,422	\$20,492

Drive-on Space Saver Lifts						
CAPACITY		WB		1 Ø 220v MODELS	MAP	LIST
14,000		198"		X14N0010BL	\$26,924	\$41,106
			FLUSH MOUNT	X14N0011BL	\$26,924	\$41,106
7,000	Rolling Jack			RJ7100Y-XBK	\$4,616	\$7,047
Accessories, Drive-on Lifts						
JACK ADAPTERS						
Description				Part Number	MAP	LIST
1/2" POLYMER				SB700071Y	\$21	\$32
1 1/2" POLYMER				FJ2427	\$26	\$40
3" POLYMER				FJ2428	\$35	\$54
TWO 7" FOR RJ9000Y				SB100040YL	\$185	\$282
TWO 7" FOR RJ7000				SB100017YL	\$185	\$282
TWO 7"FOR RJ6000				SB100003YL	\$185	\$282
ROLLING JACK TRAY FOR SM/SMO122, SM/SMO123, SM/SMO14				FC663BK	\$772	\$1,178
ROLLING JACK TRAY FOR SM30				FC613BK	\$4,009	\$6,121
RAMP KITS						
TWO 40 1/2" RAMPS FOR SM/SMO/ARO14 -100 Series, SM101				S100151	\$811	\$1,238
TWO 49 7/16" RAMPS FOR SM/SMO/ARO14 -100, SM101				S100152Y	\$834	\$1,274
TWO EXTENDED RAMPS FOR SM/AR18				S100013	\$1,153	\$1,760
TWO DRIVE THRU RAMPS FOR SM18				FC5825BK	\$1,062	\$1,622
ONE RAMP FOR SM300-200, SM30 Series Standard Length				FC5780-3	\$652	\$996
ONE RAMP FOR SM300-200 Extended Length				FC5781-7	\$1,054	\$1,609
RUNWAY EXTENSION KITS						
TWO FOOT SM/SMO 12,000 lb				FA647	\$804	\$1,228
TWO FOOT SM/SMO 14,000 lb pre - 100				S100060	\$1,073	\$1,638
TWO FOOT SM14/SMO14				S100142Y	\$1,073	\$1,638
TWO FOOT SM18/180				S100012	\$1,073	\$1,638
THREE FOOT SM300-200/300, SM30				S100018	\$2,263	\$3,455
THREE FOOT SM300-100				FA641-18	\$3,059	\$4,670
Work steps, bolt-on, 4-post. Kit of two				FC5378BK	\$776	\$1,184
Drain pan, 30 Gallon, SM/SMO122, SM/SMO14, SM18				FC5967BK	\$1,199	\$1,830
Drain pan, 30 Gallon rolling, SM30				FC5968BK	\$1,558	\$2,378
Filler plate, radius gauge, 17.5" opening KIT OF TWO				FC5974	\$335	\$512
Filler plate, radius gauge, 18 5/16" opening KIT OF TWO				FC5102	\$282	\$431
Hose, 8 ft oil drain w/QD fitting				FC5247	\$153	\$234
Internal Air Line Kit 18,000 capacity and below				FC5760-14	\$576	\$879
Internal Air Line Kit (retrofit) for all X14 and XA14				FC7138	\$590	\$901
Shim kit, 1/4", SM/SMO, AR/ARO123, QL Models, SM18, SM30 TOTAL OF 4"				FC5393KITBK	\$350	\$535
Shim kit, 1/4", SM/SMO, AR/ARO123, QL Models, SM18, SM30 TOTAL OF 8"				FC5414BK	\$508	\$775
Shim kit, front SMO/ARO-14 pre 200 ser. (2) 1/4" & (4) 1/16" 6 Anchor Baseplate				S100093BK	\$282	\$431
Shim kit, front SMO/ARO-14 200 ser. (2) 1/4" & (4) 1/16" 7 Anchor Baseplate				S100214Y	\$282	\$431



**FOUR POST ALIGNMENT W/TWO ROLLING JACKS, TWO RADIUS GUAGES, SLIP PLATES AND AIR
PRODUCT FAMILY AR/ARO**

CAPACITY	OPEN	CLOSED	WB	1 Ø 220v MODELS	MAP	LIST	SHOCK WAVE EQUIPPED MODELS	MAP	LIST
14,000	X		182"	ARO14N101Y	\$30,666	\$46,818	ARO14U101Y	\$32,857	\$50,163
			215"	ARO14N102TY	\$31,205	\$47,641	ARO14U102TY	\$33,396	\$50,985
18,000		X	194"	AR18N110	\$32,600	\$49,770			
			230"	AR18N111	\$35,039	\$53,494			
22,000	X		194"	ARO22N000	\$45,944	\$70,143			
				ARO22N000ZP	\$47,856	\$73,062			
			230"	ARO22N001	\$48,334	\$73,791			
				ARO22N001ZP	\$50,246	\$76,710			

BOLT ON ALIGNMENT KITS

CAPACITY	WB	SS RAD GUAGES	CS RAD GUAGES	SLIP PLATES	APPLICATION	PART NUMBER	MAP	LIST
14,000	182"	X		X	SM/SMO14-100 Series	S100130M	\$8,434	\$12,875
	215"					S100131M	\$8,984	\$13,715
	182"					S100136M	\$4,198	\$6,408
	215"					S100137M	\$4,759	\$7,265
18,000	194"	X		X	POST OCT 2017	S100182	\$7,253	\$11,073
	PRE OCT 2017				S100166			
	230"				POST OCT 2017	S100181	\$7,373	\$11,256
					PRE OCT 2017	S100128		
30,000			X		SM30 Series (1) Work Step Kit; Recoil Hose	FC7125	\$7,544	\$11,517
14,000	182"			X	SM/SMO14-100 Series w/airline kit and 1 rolling jack	S100171	\$10,813	\$16,507

3 PHASE 208/230/460v ADDER \$969/LIFT

3 PHASE 575v ADDER \$969/LIFT

Filler Adapter Kit		PK304FC7117Y	\$63	\$95
Ramp Extension		S100193	\$367	\$559
Inflation Station	Base inflation system for ARO22 with single pressure setting	S100194	\$2,333	\$3,561
	Add on for second pressure setting	S100195	\$1,400	\$2,137

**Drive-on Space Saver Alignment Lifts
SCISSOR ALIGNMENT W/ AIR, JACKS & REAR SLIP PLATES & FRL**

CAPACITY	FLUSHMOUNT	WB				1 Ø 220v MODEL	MAP	LIST
12,000		183.5"				XA12N000RD	\$28,861	\$44,062
	X					XA12N010RD		
14,000		198"				XA14N0110	\$37,428	\$57,141
	X					XA14N0111		
RAMPS								
REAR	FRONT	DT				PART NUMBER	MAP	LIST
X			70" EXTENSION FOR XA14			VSS601A12	\$2,997	\$4,575
X	X	X	XA14 DRIVE THRU SET OF TWO			SRS1600/RWG	\$2,760	\$4,213
X	X	X	XA12 EXTENDED RAMP KIT			EXRMP-XA10	\$576	\$879
ALIGNMENT ACCESSORIES								
Radius gauge kit, 7500 lb, Stainless Steel (qty 1)						FA5211	\$1,713	\$2,615
Radius gauge kit, 7500 lb (qty 2). Stainless steel						FA5211KIT	\$3,342	\$5,101
Radius gauge kit, 3000 lb, Stainless Steel (qty 2)						TT1001KIT	\$2,203	\$3,363
Radius gauge kit, 3000 lb (qty 2)						FA5155KIT	\$1,536	\$2,345
Radius gauge, 4500 lb, no pointer, SS (qty 1)						S130205	\$931	\$1,421
Radius gauge, AR18, no pointer, SS (qty 1). 4500 lbs.						S130237	\$1,094	\$1,670
(2) RJ7000 and Airline Kit for SM/SMO14.						S100077Kit	\$9,768	\$14,912
(2) RJ6000 Rolling Bridges, Airline Kit, bolt-on alignment, stainless steel radius gauges for SM/SMO123.						S100017BK	\$14,050	\$21,450
XA14 12'6" Console Relocation Kit						XR100007	\$902	\$1,376
XA14 25' Console Reloaction Kit						XR100005	\$1,237	\$1,888
XA12 LED Runway Lighting Kit						XT100001	\$4,206	\$6,420
XA12 Host Extension Kit						XA10-X1-AU	\$287	\$437
XA12 Shim Kit						XA10-SHK	\$606	\$925
XA12 R1080 Aligner Bracket						XT100004BK	\$48	\$72
Accessories, Four-Post Wash Bay								
Shield kit, rear SS, AR/ARO14 -100 Series						S100147	\$1,738	\$2,652
Shield kit, front SS, AR/ARO14 -100 Series						S100148	\$1,559	\$2,380
Shield kit, rear SS, AR/ARO14 pre-100						S100096	\$1,738	\$2,652
Shield kit, front SS, AR/ARO14 pre -100						S100095	\$1,559	\$2,380
Shield kit, rear SS, AR/ARO12						FC7118	\$1,357	\$2,071
Shield kit, front SS AR/ARO12						S100052	\$1,559	\$2,380



Hydraulic Portable Truck & Bus Lifts

FLEX MAX™ Mobile Lifting Systems

FLEX™ Remote Control Operation and Column Operation . RedFire™ technology. Electro-Hyd. System with Adj lifting forks. 24 VDC battery operation with 110V charging system. Also includes lower to lock light and digital weight gauge.



Model Number	Capacity	Description	Rise	MAP Price	List Price USD
MCHM214U100BKYL	28,000 lbs.	14k Lb. per column capacity portable lift. Group of 2.	69"	\$25,776	\$39,352
MCHM414U100BKYL	56,000 lbs.	14k Lb. per column capacity portable lift. Group of 4.	69"	\$50,147	\$76,561
MCHM614U100BKYL	84,000 lbs.	14k Lb. per column capacity portable lift. Group of 6.	69"	\$75,922	\$115,911
MCHM814U100BKYL	112,000	14k Lb. per column capacity portable lift. Group of 8	69"	\$100,294	\$153,121
MCHM219U100BK	37,600 lbs.	18,800 Lb. Per Column Capacity Portable Lift. Group of 2.	69"	\$29,742	\$45,407
MCHM419U100BK	75,200 lbs.	18,800 Lb. Per Column Capacity Portable Lift. Group of 4.	69"	\$58,318	\$89,035
MCHM619U100BK	112,800 lbs.	18,800 Lb. Per Column Capacity Portable Lift. Group of 6.	69"	\$88,291	\$134,796
MCHM819U100BK	152,000 lbs.	18,800 Lb. Per Column Capacity Portable Lift. Group of 8	69"	\$116,634	\$178,067
Flex Remote FA845-MCH-KIT		Additional remote control for Flex lifts. Includes charger and stand. (Works on FLEX™) Programming remote requires Rotary Tool laptop programmer.		\$1,975	\$2,633

MACH Mobile Lifting Systems

Portable Lift. Electro-Hydraulic System with Adjustable Forks.



Model Number	Capacity	Battery Powered Lifts*	Rise	MAP Price	List Price USD
MCHW218U100RD	36,000 lbs.	18K Lb. Per Column Capacity. 24VDC Battery Operated with 110 V Charging System. Sold in Groups of 2	69"	\$28,954	\$44,204
MCHW418U100RD	72,000 lbs	18K Lb. Per Column Capacity. 24VDC Battery Operated with 110 V Charging System. Sold in Groups of 4	69"	\$57,905	\$88,405
MCHW618U100RD	108,000 lbs	18K Lb. Per Column Capacity. 24VDC Battery Operated with 110 V Charging System. Sold in Groups of 6	69"	\$86,858	\$132,608

MACH Wired Mobile Lifting Systems

Portable Lift. Electro-Hydraulic System with Adjustable Forks. Available in **Black Only**.

Model Number	Capacity	Battery Powered Lifts*	Rise	MAP Price	List Price USD
MCH214U100BK	28,000 lbs.	Wired Communication 14k.Lbs. Column Capacity. 24VDC Battery Operated with 110V Charging System. Sold in Groups of 2.	69"	\$21,611	\$32,994
MCH414U100BK	56,000 lbs.	Wired Communication 14k.Lbs. Column Capacity. 24VDC Battery Operated with 110V Charging System. Sold in Groups of 4.	69"	\$43,222	\$65,988
MCH614U100BK	84,000 lbs.	Wired Communication 14k.Lbs. Column Capacity. 24VDC Battery Operated with 110V Charging System. Sold in Groups of 6.	69"	\$64,833	\$98,982
MCH814U100BK	112,000 lbs.	Wired Communication 14k.Lbs. Column Capacity. 24VDC Battery Operated with 110V Charging System. Sold in Groups of 8.	69"	\$86,444	\$131,976

Canada and Export-- Mobile Columns shipped without batteries. Deduct \$685 USD / 2 Columns

Lift Rise Is Measured From Floor Level To Bottom Of Adapter.

***** Product Cannot Be Upgraded to Wireless or FLEX**

*** Product Cannot Be Upgraded to FLEX**

Upgrade Kits

FLEX MAX™ Upgrade KIT	FA8137	Upgrade a single FLEX™ Column with new display membrane to a FLEX MAX™ - Additional board and remote software update included. Programming remote requires Rotary Tool laptop programmer. This is for older FLEX units without a group button.		\$499	\$762
	FA8136	Upgrade a single FLEX™ Column without new display membrane to a FLEX MAX™ - Additional board and remote software update included. Programming remote requires Rotary Tool laptop programmer. Consult HD Customer Service if unsure.		\$499	\$762


Specialty Mobile Columns for the Light Rail & Streetcar Industry

(These lifts are NOT certified)

Model Number	Capacity	Description	Rise	MAP Price	List Price USD
MCHM820U10RBK	160,000 lbs	20,000 lbs. per column capacity hydraulic portable lift. FLEX MAX™ communication. Sold in groups of 8. DC voltage only.	69"	\$122,060	\$186,350

Hydraulic Portable Truck & Bus Lifts Accessories & Options					
	Model Number		Description	MAP Price	List Price USD
	M140112		Locklight™ MCH kit compatible/retrofittable with DC versions of MCH13 and MCH18 columns.	\$531	\$811
	M140115		Locklight™ MCH kit for AC mobile columns and MCH columns with pressure gauges already installed. Includes all parts for M140112 and necessary adapter hoses/fitting.	\$708	\$1,081
	ML41YL		Saddle Cross Beam With Two (2) M110294 Risers For Frame Pick-Up. For HP, 18k and 19k models ONLY. 32,000 lbs Capacity at 72" adapter spread. 24,000 lbs. Capacity at 49" adapter spread. (UPDATED FOR 2021)	\$2,556	\$3,903
	M140070YL		Low Profile Cross Beam With Two (2) Support Blocks For Frame Pick-Up. For HP, 18k and 19k Models ONLY. 30,000 lbs Capacity at 49" adapter spread. 21,000 lbs. Capacity at 25" adapter spread.	\$5,761	\$8,796
	FD2353KITYL		Ramp style cross beam with (2) ramps for RV pick-up. Capacity 22,000 lbs. For HP 18k and 19k Models ONLY.	\$2,953	\$4,509
	FD2448KITYL		Extra wide ramp style cross beam with (2) ramps for WingPlows. Cap. 28,000 lbs. 18k and 19k Models ONLY.	\$5,639	\$8,609
	M140004RD		Forklift Ramp Kit used with the MCH418 series to utilize two MCH columns to service forklifts. Easily attaches to the base of the column and provides clearance needed to raise 4-wheeled forklifts with a weight of 10,000 lbs. (NOTE: Most 6,000 lb. capacity trucks weigh 10,000 lbs. or less; however, the truck weight should be verified before being lifted.) For Drive-on/Back-off operation. For Class II Forklifts Only.	\$4,037	\$6,163
	M140124RD		Forklift Ramp Kit used with the MCH418 Flex 419 series to utilize two MCH columns to service forklifts. Easily attaches to the base of the column and provides clearance needed to raise 4-wheeled forklifts with a weight of 18,000 lbs. (NOTE: Most 10,000 lb. capacity trucks weigh 18,000 lbs. or less; however, the truck weight should be verified before being lifted.) For Drive-on/Back-off operation.	\$4,037	\$6,163
	M140012RD		Same as above for Drive-through operation.	\$4,037	\$6,163
	M140153RD		3 Wheel Forklift Kit - M140124 + center ramp for 3rd wheel	\$4,275	\$6,527
	M140177RD		Convert Standard Ramp Kit to 3 Wheel Forklift kit	\$766	\$1,170
	M110175RD		Forklift cart for easy mobility of Forklift kits. (M144004, M140124, M140012 and M140153)	\$1,438	\$2,196
	M140181	NEW	Forklift ramp/carriage for reach or narrow aisle style fork lifts - includes (1) M110284 adapter & (1) M110286 cart	\$6,714	\$10,251
	M140182	NEW	Forklift ramp/carriage for double or triple pallet truck - includes (1) M110292 & (1) M110293 cart	\$6,767	\$10,331
	M140168YL		Fore and Aft, frame-engagement lifting kit for use with two MCH13, MCH18 and Flex series columns. Maximum capacity 9,000 lbs. per MCH column. (Not for use with RCH models) (order M140169YL for single column)	\$3,728	\$5,692
	M110108BK		Cart for fore and aft frame lifting kit for storage and moving.	\$1,096	\$1,674
	M130242B		Ball Hitch Adapter for Use with M140168YL ONLY.	\$178	\$271
	M140180YL	NEW	Cab Off Adapter for M140168 Fore Aft Kit ONLY, kit contains (4) adapters and (4) straps	\$785	\$1,199
	M120651YL		Wide Center Adapter for Use with M140168YL ONLY.	\$206	\$315
	M140171BK		24VDC LED service lamp kit (2 round lamps) for MCH series lifts only. Operates on column's battery power. New bracket used on all 13,000 lbs. thru 18,800 lbs. capacity MCH lifts.	\$981	\$1,497
	M140001RD		Long Fork Kit. Each kit includes two 22" forks (8" longer than standard) and two 8" leg extensions. Reduces capacity of column to 12,000 lbs. FOR MCH and Flex MODELS ONLY. 18,000/19,000 lb. columns only. Price shown is for 1 column.	\$1,200	\$1,832
	M140041RD		Long Fork Kit. Each kit includes two 20" forks (6" longer than standard) and two 8" leg extensions. Reduces capacity of column to 14,500 lbs. FOR MCH and Flex MODELS ONLY. 18,000/19,000 lb. columns only. IMPROVED DESIGN. Price shown is for 1 column.	\$1,200	\$1,832
	M140015KITRD		Drive-on runway assembly for use with MCH418 and Flex Mobile Columns. 60,000 lbs. capacity. Mac wheel base 33". (MCH418+) RJ25BK can be used with these runways. Includes airline kit.	\$46,346	\$70,757
	RJ25BK		25,000 lb. rolling bridge for use with the MACH 418 plus.	\$16,413	\$25,058
	M140003		Pendant for MCH Mobile Column Lift System with 33' cable.	\$9,466	\$14,452
	M140014		Service Chip for standard wired and wireless MCH's.	\$58	\$89
	M140144		Service Chip for FLEX columns only.	\$45	\$69
	AC100005		Rotary programming tool for heavy duty lifts. Software for laptop running Windows. (Laptop not included.)	\$1,188	\$1,814
	M140157RD		Analog Gauge Kit for MCH/RCH Series	\$396	\$604
	M140107		Analog weight gauge for MCH13.	\$233	\$355
	M140150BK		Pallet Jack Assembly for a MCH Column. Black only. Will fit 13k-19k columns.	\$455	\$694
	M120304BK		Large wheel adapter (per column).	\$167	\$255

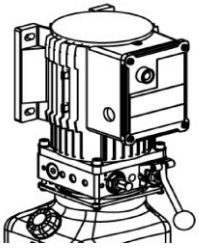
Productivity Tools and Equipment

Portable Maintenance Jack Stands						
	Model Number		Description		MAP Price	List Price USD
	RS20SYL		Screw-Type Adjustable 56.1"-82.3" (1425mm - 2090mm). 20,000 lbs. Capacity.		\$1,198	\$1,829
	RS2052SYL		Screw-Type Adjustable 34.3 "-55.5" (870mm - 1410mm). 20,000 lbs. Capacity.		\$1,067	\$1,629
	RS20-VAYL	NEW	V Shaped Adapter for Rotary Jack Stand 15k to 20k - (1) per stand		\$107	\$163

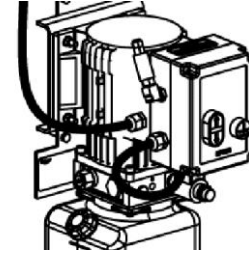
SmartLifts
PRODUCT FAMILY SL210/SL212

ARM	ADAPTER	CONTROLS	CAPACITY	MODEL	MAP	LIST
	MOVEABLE PAD	CONVENTIONAL	8,000	SL210N8X0	\$13,309	\$20,319
	ROUND		10,000	SL210N10G0		
	FRAME		12,000	SL210N10T0		
	MOVEABLE PAD	LDS/BENCH	8,000	SL210IN8X0	\$13,862	\$21,162
	ROUND		10,000	SL210IN10G0		
	FRAME		12,000	SL210IN10T0		
	MOVEABLE PAD	SHOCKWAVE	8,000	SL212IN1110	\$17,784	\$27,151
	ROUND		10,000	SL210U8X0BL		
	FRAME		12,000	SL210U10G0		
	MOVEABLE PAD	SW/BENCH	8,000	SL210U10T0	\$15,543	\$23,729
	ROUND		10,000	SL212U1110BL		
	FRAME		12,000	SL210U8X3BL		
	MOVEABLE PAD	SW/BENCH	8,000	SL210U10G3	\$16,499	\$25,188
	ROUND		10,000	SL210U10T3		
	FRAME		12,000	SL212U1113BL		

STANDARD CONVENTIONAL CONTROLS



LDS/BENCHCONTROLS



SPLIT SHIPMENTS IN TWO PARTS

PART 1

PART 2

FINISH KITS - Includes power units

Inground Portion For Split Orders	MAP	LIST		ARM	ADAPTER	CAPACITY	Part Number	MAP	LIST
T110425BK	\$9,349	\$14,273	CONVENTIONAL	MOVEABLE PAD		8,000	SL210N8X0F	\$3,961	\$6,046
					ROUND	10,000	SL210N10G0F		
					FRAME	12,000	SL210N10T0F		
			LDS/BENCH	MOVEABLE PAD		8,000	SL210IN8X0F	\$4,513	\$6,889
					ROUND	10,000	SL210IN10G0F		
					FRAME	12,000	SL210IN10T0F		
T110555BK	\$9,616	\$14,680	SHOCKWAVE	MOVEABLE PAD		8,000	SL210U8X0F	\$5,928	\$9,049
					ROUND	10,000	SL210U10G0F		
					FRAME	12,000	SL210U10T0F		
			SW/BENCH	MOVEABLE PAD		8,000	SL210U8X3F	\$6,883	\$10,508
					ROUND	10,000	SL210U10G3F		
					FRAME	12,000	SL210U10T3F		
				FRAME	12,000	SL212U1113F	\$10,552	\$16,109	

SPLIT SHIPMENTS IN THREE PARTS

PART 1	FUTURE KIT		PART 2	COMPLETION KIT	
Containment Box, Inner Frame, Seal Kit & Cover Plates	MAP	LIST	8.5" Plungers, hoses, hardware, guide barrels, NO power units	MAP	LIST
T110177BK	\$4,821	\$7,360	T100239BK	CONVENTIONAL/LDS	\$5,624
			T100275BK	SHOCKWAVE	\$7,789

PART 3							
SEE PART 2 FINISH KITS ABOVE							
Retrofit Kit							
ARM	ADAPTER		CAPACITY		Part Number	MAP	LIST
MOVEABLE PAD	ROUND	CONVENTIONAL	8,000		T100249	\$3,262	\$4,980
	FRAME		10,000		T100268		
			12,000		T100269		
TRIO	FLIP UP	SHOCKWAVE	8,000		T100277BK	\$5,294	\$8,082
	ROUND		10,000		T100276BK		
	FRAME						
TRIO	FLIP UP	SW/BENCH	8,000		T100282BK	\$6,332	\$9,666
	ROUND		10,000		T100281BK		
	FRAME						






ARM

3 PHASE 208/230/460v ADDER \$940/LIFT

Description	Model	MAP	LIST
Pedestal kit, SmartLift DC Control (no cost if ordered with lift)	T110606BK	\$237	\$361
Power unit stand, SmartLift, 1 phase (no cost when ordering a lift)	T110280BK		
Power unit stand, 3 phase One Touch controls (no cost when ordering a lift)	T110165BK		







High Pressure Wide Inground

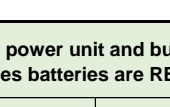





SmartLift Wide High Pressure Inground - A fully contained, electric-hydraulic equalized, drive thru, operation. Includes air actuated, multi-position locks, 208-230v, single phase power unit. Obstruction-free, wide design provides greater under car access. BEV battery removal, low profile exotic cars, and remove truck bodies off frames.

	Model	Capacity	Arm	Adapter	Description	Controls	MAP	List
	SLW210IN0G0	10,000	Trio	Round 	Trio arm superstructure and round adapters. Rise = 76.375". Min. adapter height from floor = 4.25". LDS with Bench/WALL or optional Pedestal when ordered with lift (T110280BK)		\$19,365	\$29,564
	SLW210IN0T0	10,000		Frame 	Trio arm superstructure and truck adapters. Comes with (4) T130660 3-1/2" tall and (4) T130661 5" tall extensions. Rise = 76.4375". Min. adapter height from floor = 4.875". LDS with Bench/WALL or optional Pedestal when ordered with lift (T110280BK)			
	SLW212IN0T0	12,000		Frame 	Trio arm superstructure and truck adapters. Comes with (4) T130660 3-1/2" tall and (4) T130661 5" tall extensions. Rise = 76.75". Min. adapter height from floor = 4.875". LDS with Bench/WALL or optional Pedestal when ordered with lift (T110280BK)			











Shockwave Equipped Smartlift - 2X faster rise/decent speed. 110v DC power unit and built-in battery charger. Spotline laser with motion sensor and your choice of superstructures. (2) 24 series batteries are REQUIRED but NOT INCLUDED

	Model	Capacity	Arm	Adapter	Description	Contols	MAP	List
	SLW210U0G0	10,000	Trio	Round 	Equipped with TRIO superstructure and round adapters. Primarily used on unibody vehicles. Rise = 76.375". Shockwave / WALL or optional Pedestal when ordered with lift (T110606BK)	 	\$21,055	\$32,144
	SLW210U0T0			Frame 	Standard TRIO Superstructure and truck adapters. Primarily used with trucks and other frame vehicles. Comes with (4) T130660 3-1/2" tall and (4) T130661 5" tall extensions. Rise = 76.4375". Shockwave / WALL or optional Pedestal when ordered with lift (T110606BK)			
	SLW212U0T0	12,000		Frame 	Standard TRIO Supersturcture and truck adapters. Comes with (4) T130660 3-1/2" tall and (4) T130661 5" tall extensions. Rise = 76.75". Shockwave / WALL or optional Pedestal when ordered with lift (T110606BK)			

	Model	Capacity	Arm	Adapter	Description	Controls	MAP	List
	SLW210U0G3	10,000	Trio	Round 	See description above for corresponding lift. This will come with Shockwave / LDS / Bench Mount	 	\$22,015	\$33,610
	SLW210U0T3			Frame 	See description above for corresponding lift. This will come with Shockwave / LDS / Bench Mount			
	SLW212U0T3	12,000		Frame 	See description above for corresponding lift. This will come with Shockwave / LDS / Bench Mount			

Description	Model	MAP	List
Pedestal Kit, Smartlift DC Control (No cost if ordered with the lift)	T110606BK	\$237	\$361
Power Unit Stand, Smartlift, 1 Phase (No cost when ordering with lift)	T110280BK		

Split Shipments in Two Parts										
Part 1				Part 2						
Inground Portion for Split Shipment	Map	List	Controls	Finish Kits - Includes Power Units						
				Arm	Adapter	Capacity	Part Number	MAP	List	
	T110653BK	\$14,815	\$22,617		Trio	Round 	10,000	SLW210IN0G0F	\$4,551	\$6,947
						Frame 	10,000	SLW210IN0T0F		
						Frame 	12,000	SLW212IN0T0F	\$8,894	\$13,578

Shockwave - Split Shipments in Two Parts										
Part 1				Part 2						
Inground Portion for Split Shipment	Map	List	Controls	Finish Kits - Includes Power Units						
				Arm	Adapter	Capacity	Part Number	MAP	List	
	T110655BK	\$15,097	\$23,048		Trio	Round 	10,000	SLW210U0G0F	\$5,959	\$9,097
						Frame 	10,000	SLW210U0T0F		
						Frame 	12,000	SLW212U0T0F	\$10,189	\$15,555
						Round 	10,000	SLW210U0G3F	\$6,919	\$10,563
						Frame 	10,000	SLW210U0T3F		
						Frame 	12,000	SLW212U0T3F	\$11,151	\$17,023

SPLIT SHIPMENTS IN THREE PARTS					
PART 1	FUTURE KIT		PART 2	COMPLETION KIT	
Containment Box, Inner Frame, Seal Kit & Cover Plates	MAP	LIST	8.5" Plungers, hoses, hardware, guide barrels, NO power units	MAP	LIST
T110679BK	\$7,637	\$11,659	T110680BK	CONVENTIONAL/LDS	\$8,956 \$13,673
			T110681BK	SHOCKWAVE	\$12,155 \$18,557
PART 3	SEE PART 2 FINISH KITS ABOVE				



Terms And Conditions	
PRICES:	Prices and specifications are subject to change without notice. All orders will be invoiced at prices prevailing at time of shipment. Prices do not include any local, state or federal taxes. All prices are stated in United States dollars.
FREIGHT POLICY:	Drop ship orders outside the selling distributors' service area is subject to an additional 10% shipping and handling fee.
TERMS:	1/2% 15 days, net 30 days.
ACCESSORIES:	Prices and freight apply to accessories only when purchased with lift. For replacement parts, see your nearest Authorized Rotary Parts Distributor. NOTE: A surcharge may apply to some accessories.
MIN. BILLING:	The minimum billing amount is \$100.00 suggested user price.
TERMS OF SALE:	<p>Freight and insurance charges are determined by carriers. VSG prepays freight and carrier-provided insurance for continental U.S. destinations and adds charges to customers' invoice as a shipping and handling fee.</p> <p>Freight from Madison, Indiana to Alaska & Hawaii or other non-US mainland locations is paid to port of exit, provided such port is in the continental U.S. Upon request and customer approval, VSG can quote and arrange additional transport. Changes are added to customer's invoice as a shipping and handling fee.</p> <p>Domestic US, land freight shipments originating from Madison warehouses: ExWorks: Madison, Indiana USA. Ocean freight: F.O.B. Madison, Indiana USA or F.O.B. Shanghai, China-Dependent upon the factory/warehouse location. Designated on order acknowledgement.</p> <p>Changes to INCOTerms without prior written consent will be rejected. Risk of loss and title of goods transfer at the dock in Madison, Indiana USA or Shanghai, China, as applicable.</p> <p>Goods shipping from other VSG locations: Applicable sales terms, freight and other charges detailed in order acknowledgement. Risk of loss and title to goods transfer at Company's dock or dispatch location.</p>
SHIPPING & HANDLING:	<p>Shipping and handling charges are added to invoices as a line item. VSG reserves the right to determine freight carriers. Freight carriers reserve the right to reclassify products and change applicable rates. VSG will provide written notice of any such changes.</p>
RETURNED GOODS AUTHORIZATION (RGA) POLICY:	<ul style="list-style-type: none"> * All goods returned to Rotary Lift must <ul style="list-style-type: none"> a) be pre-approved for return by Customer Service b) have an RGA# on the outside and inside of the package c) be returned freight collect by one of our preferred freight carriers as noted on the RG documentation. * Any unauthorized returns will be refused and will become the responsibility of the returnee. Do not return any goods COD as they will also be refused. If you are unable to return freight collect, a call tag can be issued by contacting Customer Service and providing the corresponding RGA#. Items must be returned within 45 days of date on VSG invoice. Returns are subject to fees to cover transportation costs, 20% handling charge, and any necessary reconditioning costs.
CHANGES:	Rotary reserves the right to change terms and conditions.

Order Change or Cancellation Policy	
Non-standard products:(additional engineering design time, special tooling additional labor, etc.)	
<ul style="list-style-type: none"> - Orders may be canceled or changed without penalty for 3 business days from the order date. - Orders canceled or changed beyond three business days from order placement will be assessed a 20% charge of the order total. <p>WEEKENDS AND HOLIDAYS are not counted as business days.</p> <ul style="list-style-type: none"> - Cancellation requests after production has begun cannot be accepted. Purchaser is responsible to pay full amount to VSG. 	
Standard products:	
orders exceeding \$250,000.00 USD are subject to a 20% fee for changes within 50 calendar days of ship date	
Two Post, Four Post (at or under 30K capacity), Low-Rise, Mobile Column, Scissor & Alignment	
-Requests to cancel, change or reschedule orders within 14 calendar days of ship by date are subject to a 20% fee	
Smart Lifts	
-Requests to cancel, change or reschedule orders within 20 calendar days of ship by date are subject to a 20% fee	
Four Post (over 30K capacity)HD Platforms and Ingrounds	
-Requests to cancel, change or reschedule orders within 35 calendar days of ship by date are subject to a 20% fee	



Paint Options

Black, Window Gray and Non-Standard colors are subject to longer lead times and order cancellation penalties.

2 POST & SMART LIFT

STANDARD COLORS			NON STANDARD COLORS			SPECIAL COLORS		
Color	Suffix	RAL#	\$756			\$1889 minimum of 4 lifts		
Color	Suffix	RAL#	Color	Suffix	#	Color	Suffix	#
Blue	BL	5005	Merc Black	BM	EEA003	Basalt Gray(Genesis)	BG	RAL 7012
Red	RD	3002	Window Gray	WG	RAL 7040	Sapphire Blue	SP	EEL0015
Black	BK	9005				Jaguar Green	JL	EEG0074
						Saturn Gray	SG	EEA00161
						Hunter Green	HG	SP11337

Model specific paint color

Non-Standard colors are subject to 90+ day lead times and order cancellation penalties.

STANDARD COLORS			NON STANDARD COLORS		
RLP77	X14	14k 4 POST & XA14	\$1889 minimum of 4 lifts		
Blue	Blue	Blue	14k 4 POST & XA14		
Red		Red	Black-standard for SM14	Red	
Black			Window Gray	Window Gray	

Contact a VSG representative for colors not represented above



Limited Warranty Statement

All VSG serialized and capital equipment are warranted to the original owner. **Important: The warranty period begins once the lift is invoiced to an authorized Distributor/ Purchaser/ Account. This date can be adjusted by submitting the Warranty Activation Form indicating the installation date or by proof of purchase. The warranty period can only be adjusted for a period of 6 months after the original ship date unless approved by VSG Customer Service.** VSG shall repair or replace those parts returned to the factory, which prove upon inspection to be defective, and pay for reasonable costs of transportation and/or labor for replacement of said parts for the warranty period as stated above. Items replaced under warranty will assume the warranty of the original item. This warranty shall not apply unless the product is installed, operated, used and maintained in accordance with specifications as set forth in installation, operation and maintenance instructions. This warranty does not cover normal maintenance or adjustments, damage or malfunction caused by improper handling, installation, abuse, misuse, negligence, carelessness of operation, or normal wear and tear. In addition, this warranty does not cover equipment when unauthorized repairs or alterations have been attempted or made to the product.

To activate the first year parts and labor warranty on Shockwave™, SmartLift®, Dual Control, One Touch Control, VREX, EFX, Parallelogram, HDC and MOD products, the installation **shall be done by** a Rotary Authorized Installer (RAI) and the product installation registered with the factory.

*** Lift registration and Rotary Authorized Installer installation REQUIRED to be eligible the 2nd year parts warranty as well as the Extended Parts Warranty.

*** RAI INSTALL -2nd year parts warranty only applies to surface lifts <= 30,000 lbs and cassette lifts <= 12,000 lbs, and their included rolling/swing jacks

Model/Series	STANDARD WARRANTY			***RAI INSTALLATION		
	Structural*	Functional**	Labor Warranty	Structural	Functional**	Labor Warranty
SURFACE LIFTS <= 30,000 LBS.	5 YEARS	1 YEAR	1 YEAR	5 YEARS	2 YEARS	1 YEAR
JACKS PURCHASED WITH ALIGNMENT LIFTS <= 30K						
INGROUND CASSETTE LIFTS - 12,000 LBS. OR LESS						
SCISSOR LIFTS - 14,000 LBS. OR LESS						
LOW PRESSURE INGROUND & HEAVY DUTY LIFTS						
MCH MOBILE COLUMNS	5 YEARS	1 YEAR	1 YEAR	1 YEAR		
ROLLING JACKS (wheel free devices)						
ACCESSORIES	90 DAYS	3 YEARS	1 YEAR	90 DAYS		
INGROUND REPLACEMENT JACK						
REPLACEMENT PARTS						
WHEEL SERVICE						

*EXAMPLE OF STRUCTURAL PARTS: carriage, columns, yokes, arms, runways, plungers

**EXAMPLE OF FUNCTIONAL PARTS: power units, cylinders, latches, adapters, controls

EXCEPTIONS: Mobile Columns: Rollers have Lifetime functional Warranty, Cylinders have 5 YEAR Functional Warranty, and Controls have 2 Year Functional Warranty

EXCLUSIONS:

BATTERIES (warranted by battery manufacturer)

PAINT DEFECTS DUE TO EXTERNAL INFLUENCES: Accidental damage, climatic, thermal, chemical or industrial pollution, insufficient care or maintenance

WEAR ITEMS: Cables, Sheaves, Adapter Pads, Radius Gages, Rear Steers, Lights, etc. - Except failures resulting from poor workmanship or material defects

AIR POWERED ITEMS DAMAGED BY EXTERNAL FLUIDS & MOISTURE

Optional Extended Functional Parts Warranty				
Part Number	Model	Description	MAP Price	List Price USD
LP20041	LP20041	Warranty, extended 3 additional years parts for Automotive Lifts (Light Duty)	\$ 160	\$ 244
SV0058	SV0058	Warranty, extended 2 additional years parts for EFX	\$ 2,668	\$ 4,073
SV0059	SV0059	Warranty, extended 4 additional years parts for EFX	\$ 5,335	\$ 8,145
SV0060	SV0060	Warranty, extended 2 additional years parts for Parallelogram, HDC, VREX	\$ 2,668	\$ 4,073
SV0061	SV0061	Warranty, extended 4 additional years parts for Parallelogram, HDC, VREX	\$ 5,335	\$ 8,145
SV0062	SV0062	Warranty, extended 2 additional years parts for Mobile Columns, per pair	\$ 267	\$ 408
SV0063	SV0063	Warranty, extended 4 additional years parts for Mobile Columns, per pair	\$ 534	\$ 816

Limitation of Liability

The remedies described are exclusive and in no event shall VSG be liable for any special, consequential or incidental damages of any kind including damages for breach or delay in performance of the warranty. All remedies must be completed utilizing a VSG Authorized Installer.

This warranty is exclusive and all other expressed or implied warranties including merchantability or fitness for a particular purpose are hereby expressly excluded. This warranty shall be governed under the laws of the State of Indiana, and shall be subject to the exclusive jurisdiction of the Court in the State of Indiana in the County of Jefferson.